



# Section 5

## Gaskets

Edition 3

## Specifications

### Natural Rubber Gaskets

AAP stocks gaskets that are made from commercial grade natural rubber with cotton reinforcement that are intended for general purpose applications

Chemical Resistance	
Weathering and Ozone	Fair
Abrasion	Fair
Acids	Poor
Caustics/ Alkalies	Good
Oils and Petroleum Products	Poor
Organic Solvents	Not Recommended

Basic Properties	
Specific Gravity	1.55 g/cm <sub>3</sub>
Hardness	70 Shore A
Tensile	3500 kPa
Elongation	300%
MAX Temperature	65°C

Applications - Air, Water, Low pressure steam

### Fibre Gaskets

AAP supplies compressed fibre gaskets made from Aramid fibres, bonded with Nitrile Rubber (NBR). It is manufactured by means of a hot calender process under rigorous quality control standards which are registered under ISO 9001 certification.

Working Conditions	
Peak Temperature	+ 400°C
Constant Temperature	+ 240°C
Peak Pressure	up to 11000 kPa
Constant Working Pressure	5000 kPa

Applications - Air, Water, low pressure steam, petroleum derivatives, oil, gas and general chemical products

### Non-Reinforced Rubber Gaskets

AAP also stocks a multi-purpose premium grade rubber gasket that has very good resistance to petroleum based fluids. The sheeting contains 100% NBR polymer content

Chemical Resistance	
Weathering and Ozone	Fair
Abrasion	Good
Acids	Poor
Caustics/ Alkalies	Good
Oils and Petroleum Products	Excellent
Organic Solvents	Not Recommended

Basic Properties	
Specific Gravity	1.27 g/cm <sub>3</sub>
Hardness	70 Shore A
Tensile	13000 kPa
Elongation	400%
Temperature	90°C

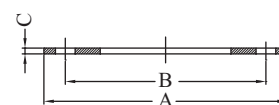
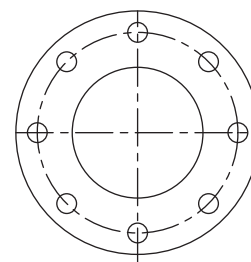
Applications - Petroleum based fluids, Mineral Oils and Hydraulic Fluids

### Spiral Wound Gaskets

Spiral Wound Gaskets are made of a preformed metallic strip and a softer filler material, wound together under pressure, and optionally with an outer guide ring. The metal strip holds the filler, resulting in excellent mechanical resistance, resilience and recovery. The maximum working temperature is 450°C due to Graphite being used as the filler material.

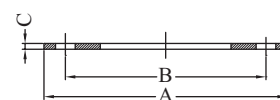
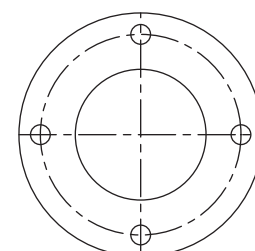
Natural Rubber Insertion Gaskets (Table E)

Natural Rubber Insertion Gaskets (Table E)							
AAP CODE	IMPERIAL SIZE	A	B	C	NO. HOLES	HOLE DIAMETER	APPROX. KG/PC
LG15	1/2	95	67	3	4	14	0.03
LG20	3/4	102	73	3	4	14	0.03
LG25	1	114	83	3	4	14	0.03
LG32	1 1/4	121	87	3	4	14	0.04
LG40	1 1/2	133	98	3	4	14	0.05
LG50	2	152	114	3	4	18	0.07
LG65	2 1/2	165	127	3	4	18	0.07
LG80	3	184	146	3	4	18	0.08
LG94	4	216	178	3	8	18	0.11
LG95	5	254	210	3	8	18	0.14
LG96	6	279	235	3	8	22	0.15
LG98	8	337	292	3	8	22	0.21
LGX25	10	406	356	3	12	22	0.26
LGX30	12	457	406	3	12	26	0.35



Natural Rubber Insertion Gaskets (Table D)

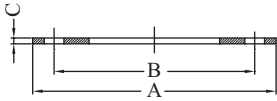
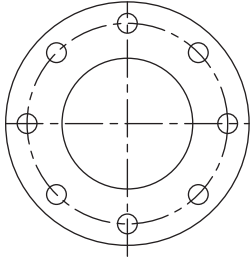
Natural Rubber Insertion Gaskets (Table D)							
AAP CODE	IMPERIAL SIZE	A	B	C	NO. HOLES	HOLE DIAMETER	APPROX. KG/PC
LGD94	4	216	178	3	4	18	0.11
LGD96	6	279	235	3	8	18	0.15
LGD98	8	337	292	3	8	18	0.21
LGDX25	10	406	356	3	8	22	0.26
LGDX30	12	457	406	3	12	22	0.35



Natural Rubber Insertion Gaskets (BS4504 PN10/16)



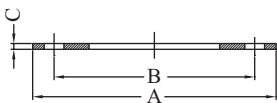
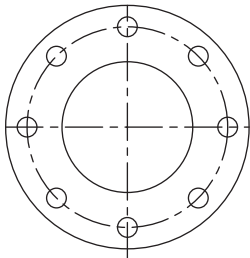
Natural Rubber Insertion Gaskets (BS4504 PN10/16)							
AAP CODE	IMPERIAL SIZE	A	B	C	NO. HOLES	HOLE DIAMETER	APPROX. KG/PC
LG1650	2	165	125	3	4	18	0.07
LG1665	2 1/2	185	145	3	4	18	0.09
LG1680	3	200	160	3	8	18	0.1
LG1694	4	220	180	3	8	18	0.1
LG1696	6	285	240	3	8	22	0.16



Fibre Gaskets (Table E)



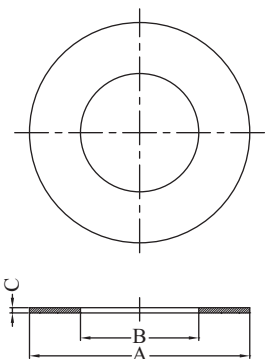
Fibre Gaskets (Table E)							
AAP CODE	IMPERIAL SIZE	A	B	C	NO. HOLES	HOLE DIAMETER	APPROX. KG/PC
LGE15	1/2	95	67	1.5	4	14	0.02
LGE20	3/4	102	73	1.5	4	14	0.02
LGE25	1	114	83	1.5	4	14	0.02
LGE32	1 1/4	121	87	1.5	4	14	0.03
LGE40	1 1/2	133	98	1.5	4	14	0.03
LGE50	2	152	114	1.5	4	18	0.04
LGE65	2 1/2	165	127	1.5	4	18	0.04
LGE80	3	184	146	1.5	4	18	0.05
LGE94	4	216	178	1.5	4	18	0.06
LGE95	5	254	210	1.5	8	18	0.07
LGE96	6	279	235	1.5	8	18	0.09
LGE98	8	337	292	1.5	8	18	0.1
LGEX25	10	406	356	1.5	12	22	0.12
LGEX30	12	457	406	1.5	12	22	0.14



## Fibre Ring Gaskets Class 150

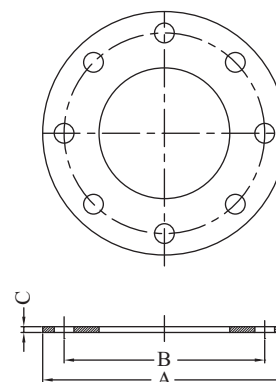
Fibre Ring Gaskets Class 150				
AAP CODE	IMPERIAL SIZE	A	B	C
LGR15	1/2	48	20.34	1.5
LGR20	3/4	57	25.67	1.5
LGR25	1	67	32.4	1.5
LGR32	1 1/4	77	41.16	1.5
LGR40	1 1/2	85	47.26	1.5
LGR50	2	104	59.33	1.5
LGR65	2 1/2	125	72.03	1.5
LGR80	3	136	87.9	1.5
LGR94	4	173	113.3	1.5
LGR95	5	188	140.3	1.5
LGR96	6	220	167.28	1.5
LGR98	8	277	219	1.5
LGRX25	10	340	272.05	1.5
LGRX30	12	410	322.85	1.5

\* Also available in ANSI class 300 configuration



## NBR Rubber (Non-Reinforced) Gaskets - Table E

NBR Rubber (Non-Reinforced) Gaskets - Table E							
AAP CODE	IMPERIAL SIZE	A	B	C	NO. HOLES	HOLE DIAMETER	APPROX. KG/PC
LGNF40	1 1/2	133	98	3	4	14	0.04
LGNF50	2	152	114	3	4	18	0.05



## Spiral Wound Gaskets Class 150

Spiral Wound Gaskets Class 150					
AAP CODE	IMPERIAL SIZE	A	B	C	APPROX. KG/PC
LGSW15025	1	66.5	32.5	3	0.06
LGSW15040	1 1/2	86	54.5	3	0.07
LGSW15050	2	105	70	3	0.1
LGSW15080	3	136	101	3	0.12
LGSW15094	4	174	106	3	0.33
LGSW15096	6	220	182	4.85	0.23

\* Stock material configuration is SS316 spiral and graphite filler. Other material and class combinations available on request

